



Series	AGM-S	Warranty	See Warranty Terms
Volts	6	BCI	L16
Cells	3		
Terminal Type		DT	
Included Hardware		Stainless Steel Nuts & Bolts	
Size & Thread		M10	

Charge

Charge Voltage Range	2.45 V/cell @ 25°C (77°F)
Float Voltage Range	2.3 V/cell @ 25°C (77°F)
Recommended Charge Current Capacity (String)	85 A
Maximum Charge Current (String)	125 A
Self-Discharge Rate	Less than 2% per month at 25°C (77°F)
Internal Resistance	1.6 mΩ

Capacity

Cold Crank Amps (CCA) 0°F / -17°C	1500			
Marine Crank Amps (MCA) 32°F / 0°C	1800			
Reserve Capacity (RC @ 25A)	885 Minutes			
Reserve Capacity (RC @ 75A)	229 Minutes			
Capacity Affect by Temperature	40°C (104°F)	25°C (77°F)	0°C (32°F)	-15°C (5°F)
	102%	100%	85%	65%

Hour Rate	Capacity / AMP Hour	Current / AMPS
@ 100 Hour Rate	460 AH	4.6 A
@ 20 Hour Rate	415 AH	20.75 A
@ 10 Hour Rate	374 AH	37.4 A
@ 5 Hour Rate	340 AH	68 A

Cut Off Voltage	Constant Current Discharge					
	1 hr	2 hr	3 hr	5 hr	8 hr	10 hr
VPC	232	123	93.9	68	45	37.4

Specifications



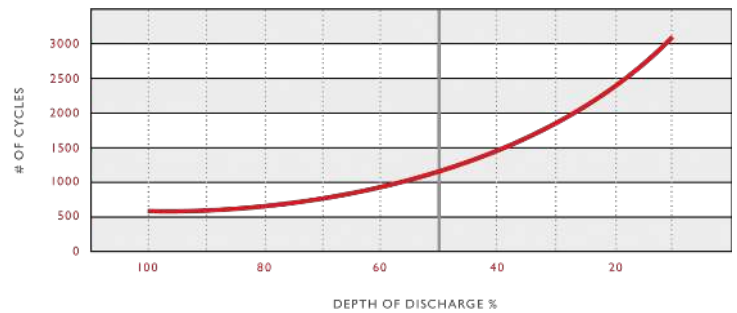
SAI GLOBAL
ISO 9001
Quality

Weight	57 kg	126 lbs
Length	29.5 cm	11.61"
Width	17.9 cm	7.05"
Height Inc. Term.	42.4 cm	16.69"

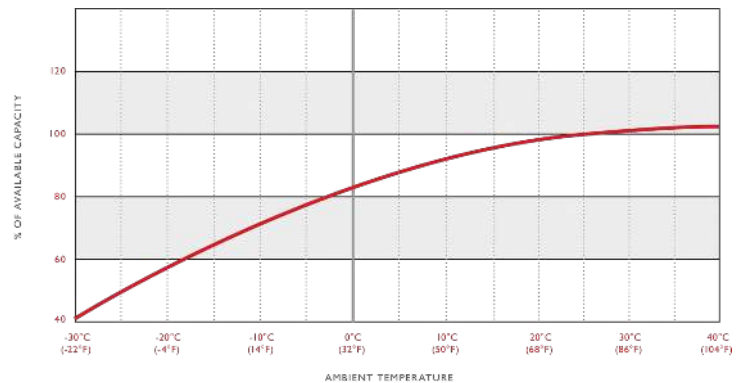
Product measurements & weights are calculated based on sample data. Individual specifications are subject to vary due to the manufacturing process, battery components & electrolyte levels.

Container	ABS
Cover	ABS
Handles	Rope / Plastic Handle

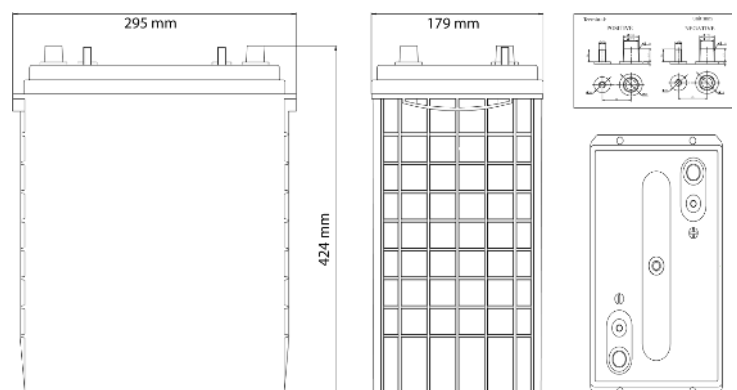
Cycle Life vs. Depth of Discharge



Capacity vs. Temperature



Detailed Illustration



+1-866-258-0110
sales@chargesolar.com
www.chargesolar.com